




### INDUSTRIAL DOWNDRAFT TABLES

3X4, 3X6, 3X8, 4X4, 4X6, 4X8, 5X10



Welding



Grinding



Deburring

Sledge Tech's industrial downdraft tables are the trusted choice of North America's largest manufacturers, and are built to withstand the most demanding applications. Any fumes, smoke or dust from your production activities can be captured right as they are produced, before compromising your indoor air quality. Your choice of standard table sizes range from 3'x4' to 5'x10', and larger worksurfaces can be easily created by "mirroring" multiple tables.

All downdraft tables come fitted with multi-stage spark arrestance baffles, dual 10" diameter exhaust silencers and an automatic reverse-pulse filter cleaning system to help reduce maintenance requirements. Many options and accessories are available for the Sledge Tech series of downdraft tables, and tables can be custom configured and built-to-order in almost any configuration.

Flexible, all-in-one, downdraft solution for dust, smoke, or fumes produced from welding, grinding, deburring, cutting, sanding, finishing, soldering, painting, or mixing.

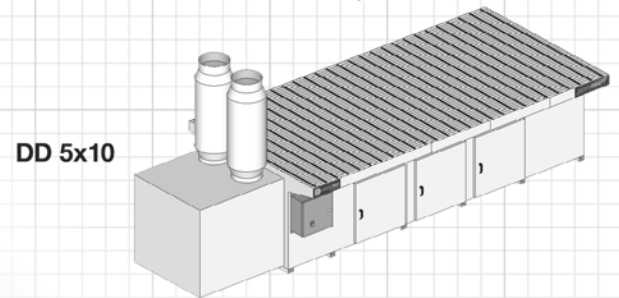
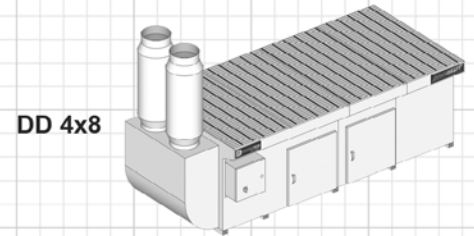


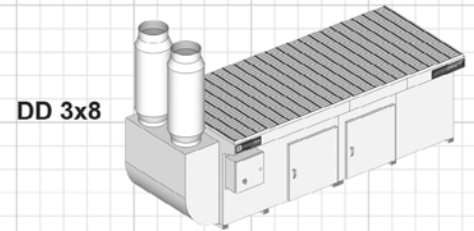
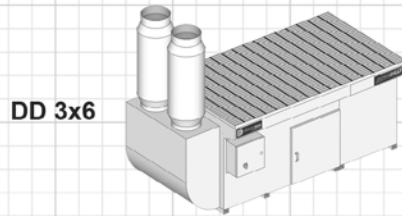
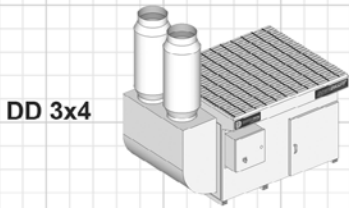
#### Features:

- High capture face velocity
- Multi-stage spark arrestance baffling
- Industrial swivel-casters
- Reverse pulse cleaning system

#### Benefits:

- Hands-free capture-at-source
- Low maintenance, automatic self-cleaning system included
- Complies with OSHA guidelines for safe capture of dust, smoke, and weld fumes

## The Industrial Downdraft Family



### Welding, Grinding & Deburring Kit:

- Side and back walls
- Metal mesh pre-filter
- Grounding lug



### Plasma Cutting Kit:

- 2" high steel bar grating
- Slag collection baffle with 3/4" gravel
- Metal mesh pre-filter



### VOC & Paint Kit:

- Side and back walls
- Paint arrestor pre-filter
- Reversible carbon canister afterfilter



### Clean Air Workstation:

- Side and back walls (48" high w/top cover)
- Dust & vapor proof light kit
- Backdraft hood



## Primary Filters

### NANOTECH XV

MERV 15 efficient cartridge filter captures particles at the submicron level, and surface-loading technology allows dust to be easily dislodged during cleaning with compressed air.



**EFFICIENCY:** MERV 15  
**FILTER MEDIA:** NANOFIBER  
**MEDIA AREA:** 139 SQ.FT.  
**COATING:** FIRE RETARDANT  
**END CAP:** OPEN/CLOSED  
**CLEANING METHOD:** COMPRESSED AIR  
**MAX TEMP:** 180° F / 82° C  
**FLANGE:** YES

## After Filters

### HEPA

MERV 17 efficient cartridge filter captures particles at the submicron level, it provides the highest level of filtration efficiency 99.97% at 0.3 micron.



**EFFICIENCY:** MERV 17  
**FILTER MEDIA:** HEPA  
**MEDIA AREA:** 24" x 24" x 11½"  
**COATING:** NONE  
**END CAP:** N/A  
**CLEANING METHOD:** DISPOSABLE  
**MAX TEMP:** 175° F / 82° C  
**FLANGE:** NONE

### POLYTECH XI

High strength, high efficiency (MERV 11) cartridge filter made from 100% spun-bond polyester that lowers costs, by allowing for water-based cleaning of captured contaminants.



**EFFICIENCY:** MERV 11  
**FILTER MEDIA:** SPUNBOND POLY  
**MEDIA AREA:** 55 SQ.FT.  
**COATING:** WATER REPELLENT  
**END CAP:** OPEN/CLOSED  
**CLEANING METHOD:** AIR + WATER WASH  
**MAX TEMP:** 180° F / 82° C  
**FLANGE:** YES

### CARBOTECH 50

Reusable steel canister filled with 50lbs of activated carbon to filter VOC fumes and odors. Double the filter life by flipping the canister top-to-bottom, allowing for adequate contaminant distribution through the media.

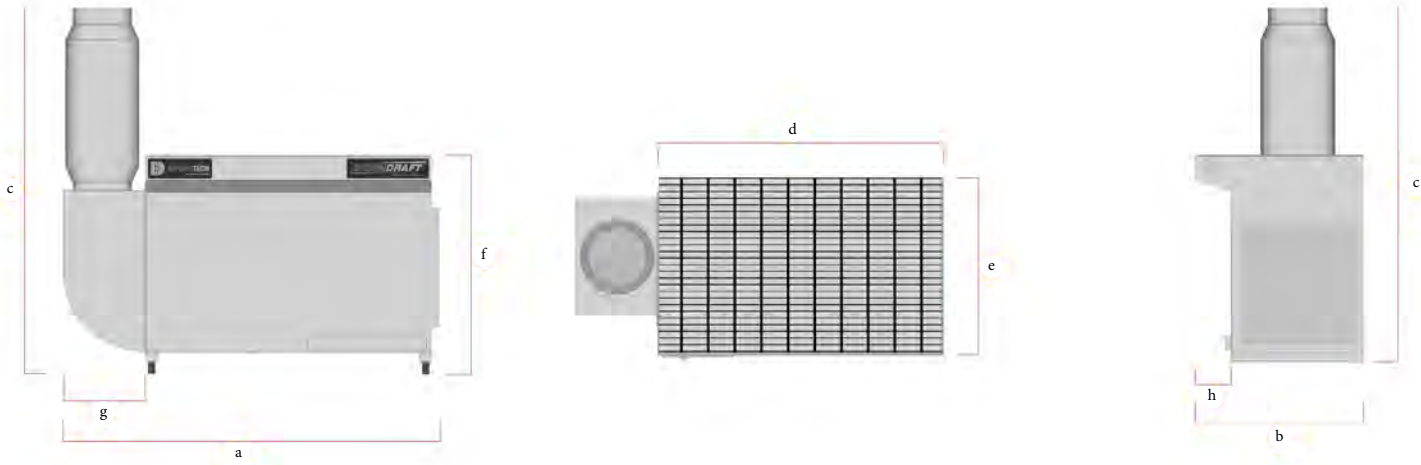


**WEIGHT:** 50LBS  
**FILTER MEDIA:** CARBON  
**MEDIA THICKNESS:** 2.6"  
**COVER:** 3/4" ANTIBACTERIAL  
**END CAP:** TWIST LOCK REMOVABLE  
**CLEANING METHOD:** NONE  
**MAX TEMP:** 175° F / 80° C  
**FLANGE:** NONE

**IMPORTANT :** If your equipment was purchased after November 15, 2018, a Replacement Filter Card, featuring filter details and simple instructions to easily order replacement filters, will be located on the filter door.

## Specifications

Model	Motor (H.P)	Power				Nominal Airflow (CFM)	Static Pressure (in.)	Face Velocity (FPM)	Noise @5ft (dB)
		Phase (hz)	@230V F.L.A (amps)	@460V F.L.A (amps)	@575V F.L.A (amps)				
<b>Industrial Downdraft Tables, three phase</b>									
DD-3X4	5.0	3P/60Hz	15.2	7.6	6.1	4300	4.0	450	79
DD-3X6	5.0	3P/60Hz	15.2	7.6	6.1	4300	4.0	325	79
	7.5	3P/60Hz	22.0	11.0	9.0	5050	4.0	375	81
DD-3X8	7.5	3P/60Hz	22.0	11.0	9.0	5050	4.0	330	81
	10.0	3P/60Hz	28.0	14.0	11.0	6300	4.0	338	83
<b>Industrial Multi-operator Downdraft Tables, three phase</b>									
DD-4X4	5.0	3P/60Hz	15.2	7.6	6.1	4300	4.0	425	79
DD-4X6	7.5	3P/60Hz	22.0	11.0	9.0	5050	4.0	325	81
	10.0	3P/60Hz	28.0	14.0	11.0	6300	4.0	375	83
DD-4X8	10.0	3P/60Hz	28.0	14.0	11.0	6300	4.0	300	83
DD-5X10	15.0	3P/60Hz	42.0	21.0	17.0	8600	4.0	330	85



## Dimensions \*\*

Model	Exhaust Diameter (in.)	Footprint (in.)			Worksurface (in.)		Table Height [f/S&B/CAW]	Net Weight (lbs.)	Exhaust [g]	Overhang [h] (in.)
		Length [b]	Width [a]	Height [c]	Length [e]	Width [d]				
<b>Downdraft Tables, Standard Size</b>										
DD-3X4	10 x 2	43	62	68.5	42	48	36/69/84	258	14	6
DD-3X6	10 x 2	43	87	68.5	42	72	36/69/84	329	14	6
DD-3X8	10 x 2	43	111	68.5	42	96	36/69/84	421	14	6
DD-4X4	10 x 2	49	63	68.5	48	48	36/69/84	621	14	6 x 2
DD-4X6	10 x 2	49	87	68.5	48	72	36/69/84	729	14	6 x 2
DD-4X8	10 x 2	49	111	68.5	48	96	36/69/84	875	14	6 x 2
DD-5X10	10 x 2	61	155	68.5	60	120	36/69/84	1107	34	12 x 2
<b>Downdraft Tables, extended overhang</b>										
DD-3X4-EO	10 x 2	49	63	68.5	48	48	36/69/84	258	14	12
DD-3X6-EO	10 x 2	49	87	68.5	48	72	36/69/84	329	14	12
DD-3X8-EO	10 x 2	49	111	68.5	48	96	36/69/84	421	14	12
DD-4X4-EO	10 x 2	61	63	68.5	60	48	36/69/84	621	14	12 x 2
DD-4X6-EO	10 x 2	61	87	68.5	60	72	36/69/84	729	14	12 x 2

\*\* Product dimensions are based on base-models and may vary depending on selected product features. Please contact us for an accurate shipping quote.